











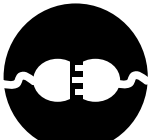







HIGH POWER LED

HUNZATM PURE
OUTDOOR
LIGHTING



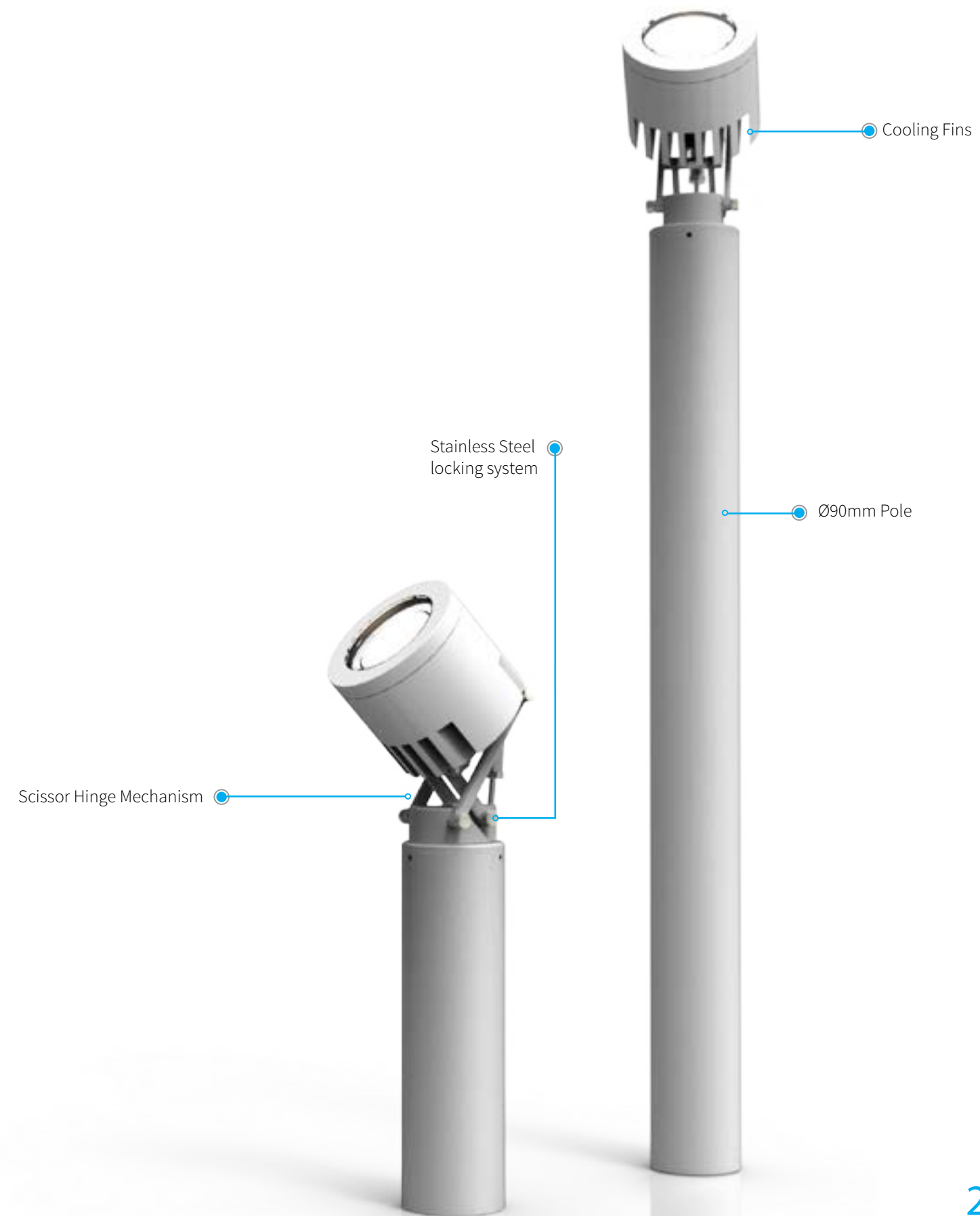
KEY

-  IP 66  INGRESS PROTECTION
-   SERIES WIRING
-  90-305V  90-305V BUILT IN DRIVER
-  CREE MT-G 2  CREE MT-G 2 LED (LIGHT EMITTING DIODE)
-  CXA  2540 CXA CHIP
-   PLUG AND PLAY
-  0 10  0-10 V DIMMING FUNCTION
-  60 DEGREE  BEAM ANGLE



EXCEPTIONAL DURABILITY

To ensure that an outdoor luminaire will stand the test of time, it is essential to use precision engineered bodies and the best components such as silicon gaskets, with CNC machined parts. Hunza combines simplicity in design with meticulous attention to detail and quality to ensure a lifetime of reliable illumination. Our luminaires are hand assembled and individually tested.



HUNZA HIGH POWER TECHNOLOGY

POWER TO PERFORM

Hunza has a well established reputation for premium quality, precision engineered outdoor luminaires. Our CNC (Computer Numeric Control) machined luminaires provide the perfect heat sink for our new HIGH POWER LED light engines due to the mass of metal (up to 1.5kg/3.3lb) used in construction, ensuring powerful performance for many years, while delivering the full benefits of energy efficiency, low maintenance and cool touch surfaces that the new technology offers.

The key to excellent performance in LED luminaires is careful management of heat and a deep understanding of thermal dynamics. The essence of the HIGH POWER LED system is a machined alloy module, engineered to integrate perfectly into a Hunza luminaire.

DRIVER SYSTEM

Hunza HIGH POWER LED has an external driver option that allows connection of several luminaires to a single power supply and helps to isolate the driver from heat sources, thereby prolonging the operational life and reliability.

CREE LED AND PLUG-IN CIRCUIT BOARD

Truly the heart of the system is Hunza's Plug-and-Play circuit board that allows the LED to easily be unplugged and replaced in the field. The unique design delivers maximum performance from the market leading Cree LED chips and, in the event of an LED problem, the Plug-and-Play feature allows easy replacement or upgrade of the LED chip.

Hunza has selected Cree as our core LED supplier due to their reputation as the market-leading innovator of lighting-class LEDs. Cree pioneered the use of innovative materials such as silicon carbide (SiC), which provides high heat transfer efficiency performance for lighting applications. Using SiC as a platform material, Cree has spent over 20 years developing an array of new technologies that far surpass traditional ones

MACHINED BODY

These are CNC machined from solid Aluminium to provide precise dimensions and heavy duty construction, ensuring the highest level of heat dissipation and long-term reliability in any outdoor environment.

EXTRA CLEAR GLASS LENS AND HEAVY DUTY GASKETS

All HUNZA HIGH POWER PURE LED luminaires use extra clear, low iron glass lenses which increase light output by 8% while also helping to dissipate heat from the LED chip. The HUNZA stepped lens is rugged and easy to install, maximising light output while providing an excellent seal against water leakage. The stepped lens design firmly grips the high temperature, heavy duty gasket to make the luminaire easy to re-assemble if it ever requires maintenance.

ACCESSORIES

HUNZA HIGH POWER LED luminaires will accept almost all the accessories that are currently available to the PURE LED range, except for Hex Cell Kits and Coloured Lenses.

IN HOUSE TESTING AND PERFORMANCE DATA


Hunza uses the most advanced testing equipment in product development and in the generation of technical data and specifications. Our HIGH POWER LED luminaires are designed and tested to meet all the standards and IP ratings of current Hunza luminaires, including the LM79 and LM80 standards. Our test data provides a highly accurate reading of light output, efficiency and chromacity performance, using the latest Spectrophotometer equipment.

HIGH POWER PURE LED LIGHT ENGINE SPECIFICATIONS

Cree 12 Watt MT-G 2 chip
Output: up to 850 lumens
Colour temperature: 3000K (warm white)
Warm White CRI: 85+
Other colour temperatures and colours available.

ULTRA HIGH POWER LIGHT ENGINE SPECIFICATIONS

Cree CXA chip
Output: 5000 lumens at 1400mA
Colour temperature: 3000K (warm white)
Warm White CRI: 85+
Other colour temperatures and colours available.





PRODUCT FINISHES

ALUMINIUM

Aluminium provides an excellent blend of characteristics for our outdoor luminaires, offering excellent durability and heat dissipation. Our in-house powder coating process allows us to offer a range of standard powder coat colours with a high degree of UV resistance.

Hunza aluminium luminaires are designed to last longer than a standard aluminium fixture for the following reasons:

- Our luminaires are machined from very high grade, solid and hollow bar stock.
- We use only very low copper (0.01%) content aluminium. This alloy has the highest corrosion resistance for aluminium.
- All aluminium components undergo a 4 step cleaning and chromating process which creates a corrosion resistant substrate.
- We use Dulux/Orica (www.oricapowdercoatings.com) polyester powder coatings with very high resistance to UV degradation.
- Dulux/Orica has certified HUNZA as a ISO 9000 applicator, 1 of only 5 companies at the time in the country. Full quality records are kept throughout the process.

The High Power Series is only available in the new “E” powdercoat finish. This “E” coat features a more matte and textured finish compared to our existing powdercoat finish, giving the fixtures a more modern and upmarket look and feel.

COLOURS



E COAT WHITE
Code: WH



E COAT BLACK
Code: BK



E COAT SILVER
Code: STAR



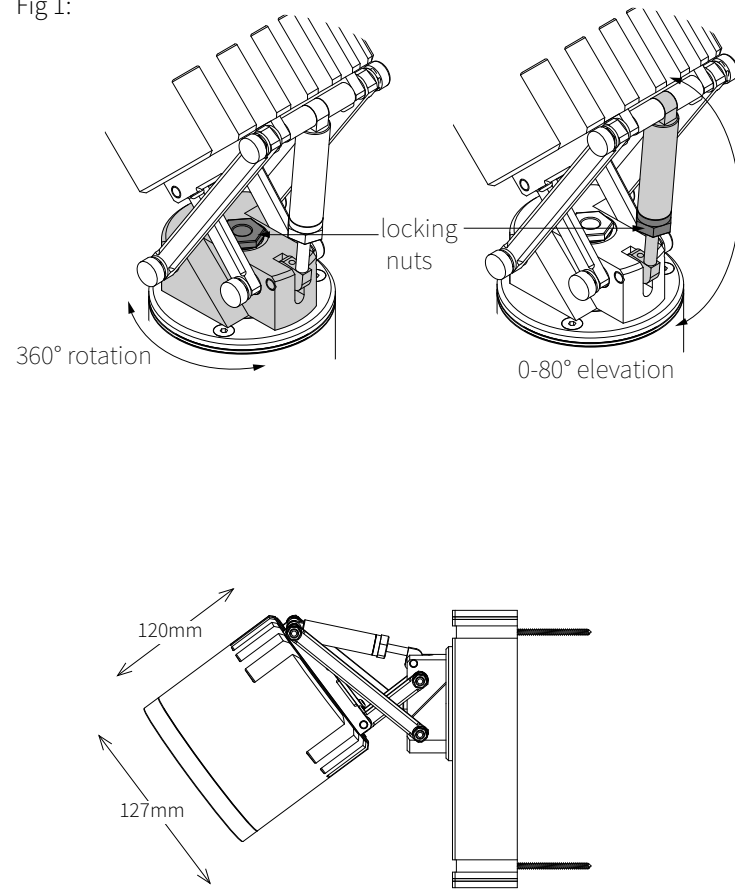
E COAT BRONZE
Code: BZ

ULTRA

(U/HP)



Fig 1:



The Ultra High Power LED has been designed to be mounted on horizontal and vertical surfaces. It can be used for wall washing, to provide directional light, and to highlight architectural features and structural elements.

This luminaire has a fully adjustable head allowing 360 degree rotation and 0 - 80 degree elevation and can then be fixed in place using the inbuilt locking mechanism (see Fig 1). It is machined from solid aluminium with a UV stable powder coated finish. It features a extra clear, tempered, flush, low iron glass lens and high temperature silicon gaskets, and axles & locking cylinder machined from 316 Stainless Steel.

Available in 3000K, 4000K, and 5000K colour temperatures.

Accessories: Frosted Lens (Cat. St50FL)

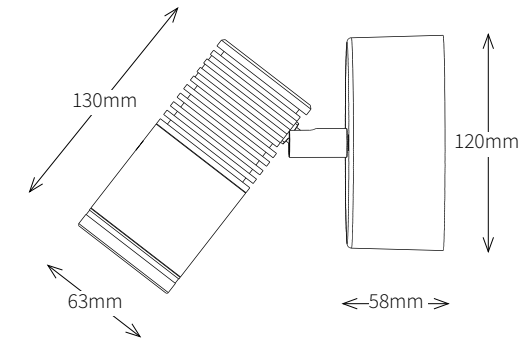
Standards: AS/NZS 61046

5000LM



WALL SPOT

(WS/HP)



The Wall Spot High Power LED has been designed to be mounted on walls and provide directional light for pathways and structural elements of a building. This luminaire has a fully adjustable head allowing 360 degree rotation and 0 - 90 degree elevation.

This luminaire is machined from solid aluminium with a UV stable powder coated finish. It features a extra clear, tempered, flush glass lens and high temperature silicon gaskets.

Available in 3000K, 4000K, and 5000K colour temperatures.

Accessories:

Cable Joint Kit (Cat. CJK150), Frosted Lens (Cat. STEPF), Wall Box Adaptor Plare (Cat. WBAP).

Standards:

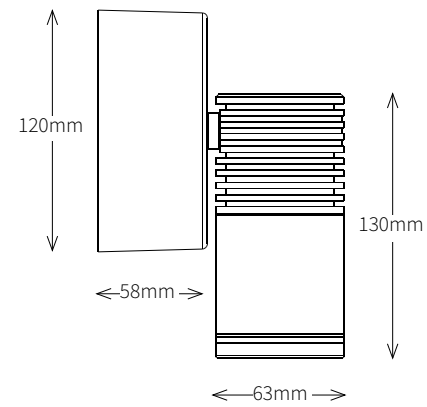
AS/NZS 61046, UL 1598

800LM



DOWN LITE

(DL/HP)



The Down Lite High Power LED is suitable for mounting on timber, masonry, stone, etc. non-adjustable for one way wall washing, can be mounted with the lamp directed up or down.

Water resistant with a 120mm diameter mounting base, complete with stainless steel screws.

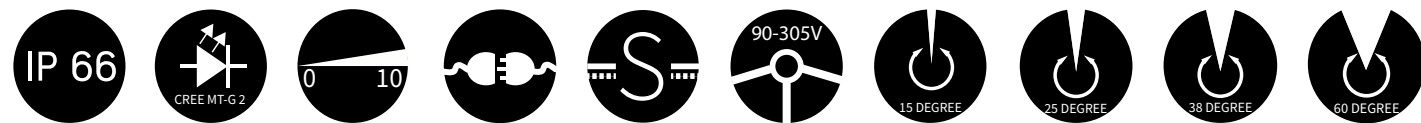
This luminaire is machined from solid aluminium with a UV stable powder coated finish. It features an extra clear, tempered, flush glass lens and high temperature silicon gaskets.

Available in 3000K, 4000K, and 5000K colour temperatures.

Accessories:
Cable Joint Kit (Cat. CJK150), Frosted Lens (Cat.STEPF), Wall Box Adaptor Plate (Cat. WBAP), Glare Guard (Cat. GG).

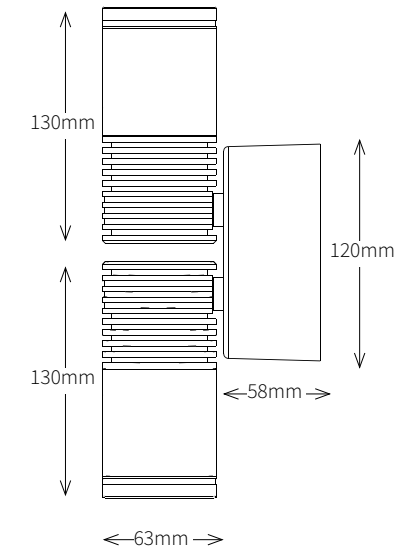
Standards:
AS/NZS 61046, UL 1598

800LM



PILLAR LITE

(PIL/HP)



The Pillar Lite High Power LED illuminates both upwards and downwards, giving columns, gateway pillars and entrances a dramatic effect.

This luminaire is machined from solid aluminium with a UV stable powder coat. It features an extra clear, low iron tempered flush lens and high temperature silicon gaskets.

Available in 3000K, 4000K, and 5000K colour temperatures.

Accessories:
Cable Joint Kit (Cat. CJK150), Frosted Lens (Cat.STEPF), Wall Box Adaptor Plate (Cat. WBAP), Glare Guard (Cat. GG).

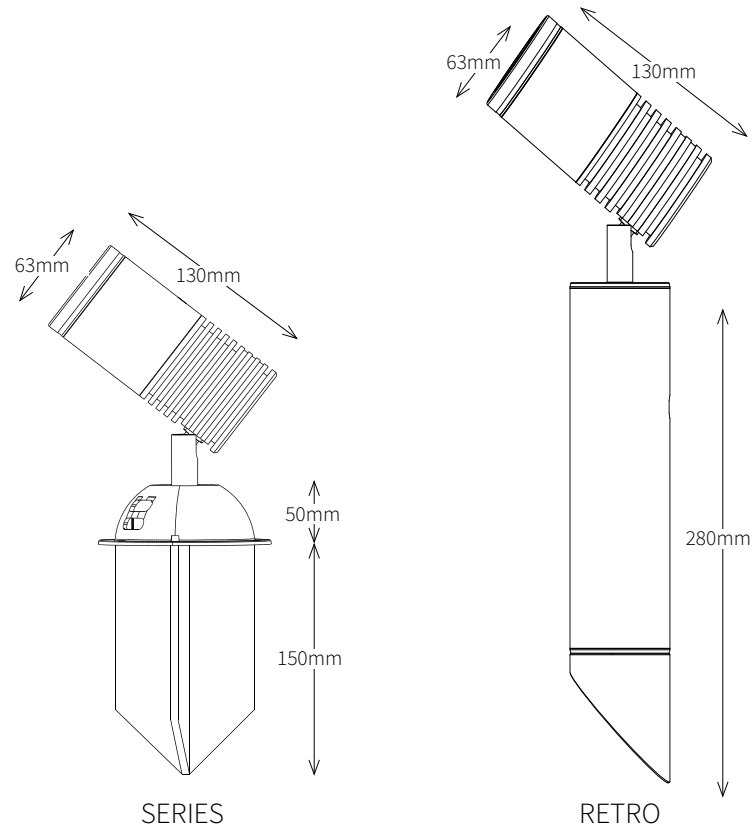
Standards:
AS/NZS 61046, UL 1598

1600LM



SPIKE SPOT

(NPSHP)



The Spike Spot High Power LED has been designed for an easy installation into the earth and is ideal for illuminating a bush, tree or any landscape feature. The fully adjustable head allows 360 degree rotation and 0-90 degree elevation.

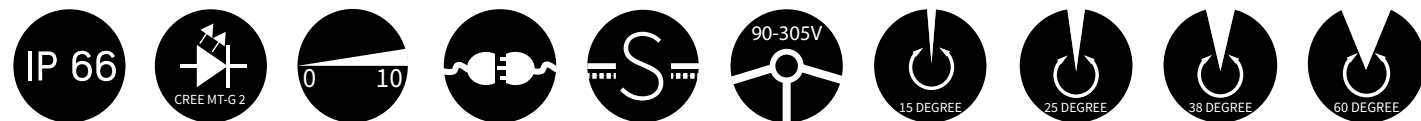
This luminaire is machined from solid aluminium with a UV stable powder coated finish. It features a extra clear, tempered, flush, low iron glass lens and high temperature silicon gaskets.

Available in 3000K, 4000K, and 5000K colour temperatures.

Accessories:
Cable Joint Kit (Cat. CJK150), Frosted Lens (Cat. STEPF).

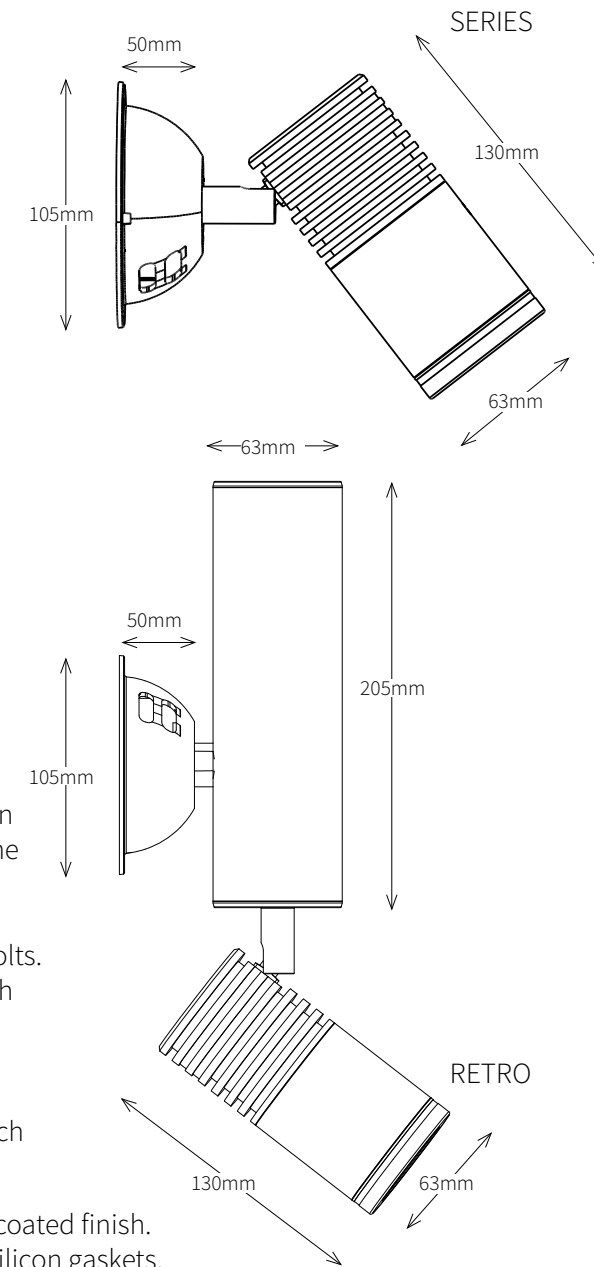
Standards:
AS/NZS 61046, UL 1598

800LM



TREE MOUNT

(TM/HP)



The Tree Mount High Power LED has been designed so it can be mounted on a tree to create moon lighting effects. A cable connection can be made at the rear of the dome.

This luminaire consists of a mounting dome and three 316 stainless steel bolts. The bolts initially fix the dome 40mm (1½”) out from the trees surface, which allows the tree to grow without causing any harm.

An alternative mounting option is the Tree Mount Kit Rubber Strap. The kit consists of a mounting dome and a one metre adjustable rubber strap, which expands as the tree grows.

This luminaire is machined from solid aluminium with a UV stable powder coated finish. It features an extra clear, tempered, flush glass lens and high temperature silicon gaskets.

Available in 3000K, 4000K, and 5000K colour temperatures.

Accessories:
Cable Joint Kit (Cat. CJK150), Frosted Lens

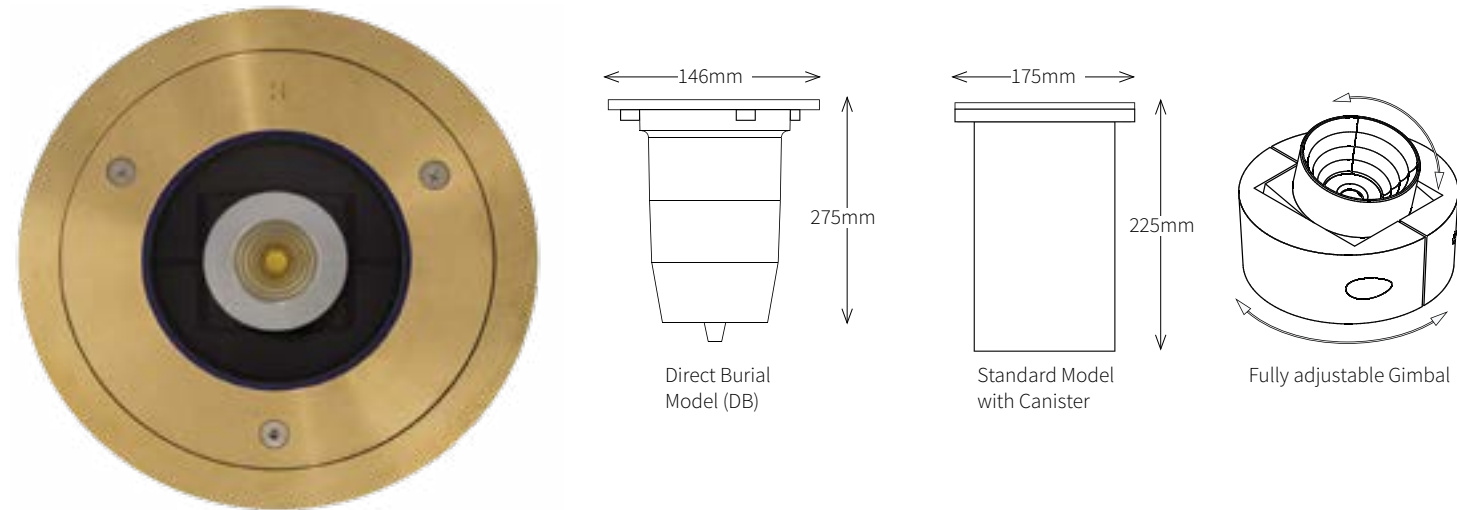
800LM

Standards:
AS/NZS 61046, UL 1598



SAFE TOUCH 50

(ST50/L)



The Safe Touch 50 Pure LED is a cool touch uplighter for inground, recessed installation.

Primary objective: It produces high-output optically pure light, but operates with cool lens temperatures, low energy consumption and minimal maintenance.

It has a fully adjustable gimbal allowing 360° rotation and 0-20° elevation. This luminaire is extremely tough, durable and waterproof, making it ideal for installation in public spaces, large-scale projects and residential areas.

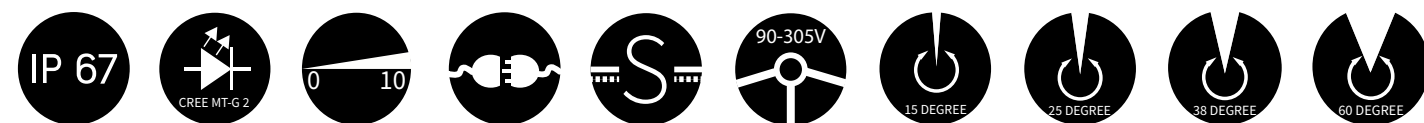
A Direct Burial option (ST50/DB/L) is available without the mounting canister, for installation directly in the soil or where there is limited depth.

Available in 3000K, 4000K, and 5000K colour temperatures.

Accessories: Cable Joint Kit (Cat. CJK150), Frosted Lens (Cat. St50FL), Hex Cell Louver (Cat. ST50HCR), Anti-Slip Lens (Cat. ST50AS)

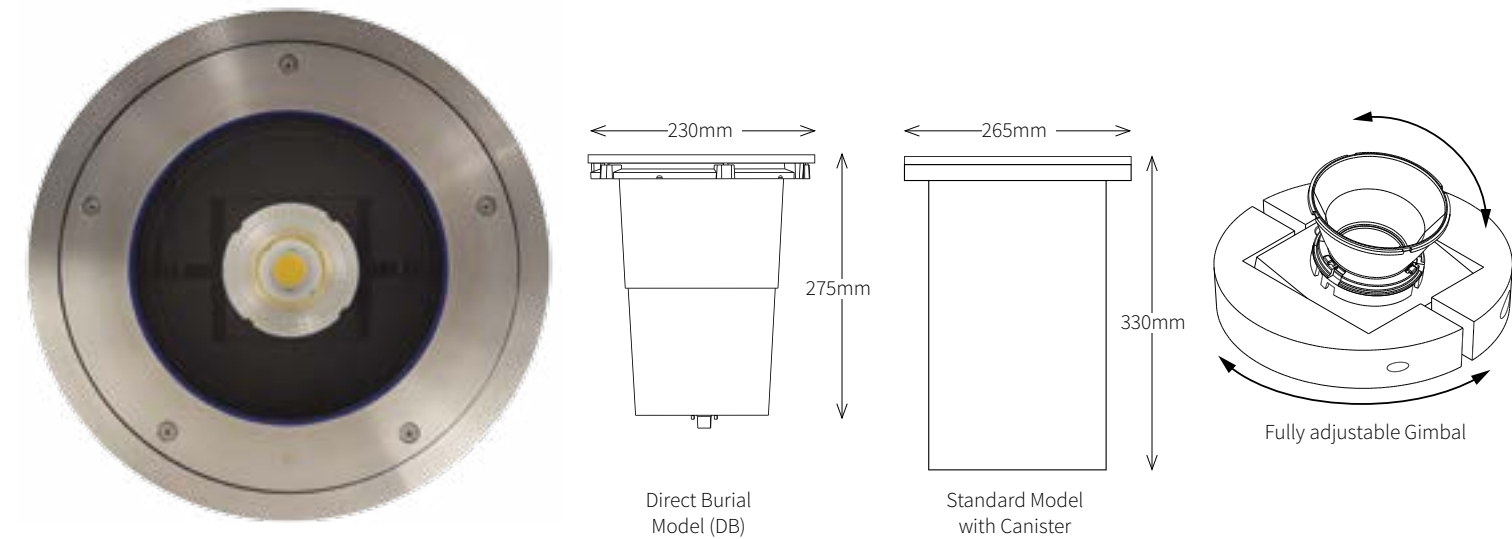
Standards:
BS/EN 60598.2.2, UL 1598

800LM



SAFE TOUCH 150

(ST150/L)



The Safe Touch 150 Pure LED is a cool touch uplighter for inground, recessed installation.

This luminaire has been specifically designed with ultimate public safety as its primary objective. It produces high-output optically pure light, but operates with LESS THAN cool lens temperatures, low energy consumption and minimal maintenance.

It has a fully adjustable gimbal allowing 360° rotation and 0-20° elevation. This luminaire is extremely tough, durable and waterproof, making it ideal for installation in public spaces, large-scale projects and residential areas.

A Direct Burial option (ST150/DB/L) is available without the mounting canister, for installation directly in the soil or where there is limited depth.

Available in 3000K, 4000K, and 5000K colour temperatures.

Accessories: Cable Joint Kit (Cat. CJK150), Frosted Lens (Cat. St150FL), Hex Cell Louver (Cat. ST150HCR), Anti-Slip Lens (Cat. ST150AS)

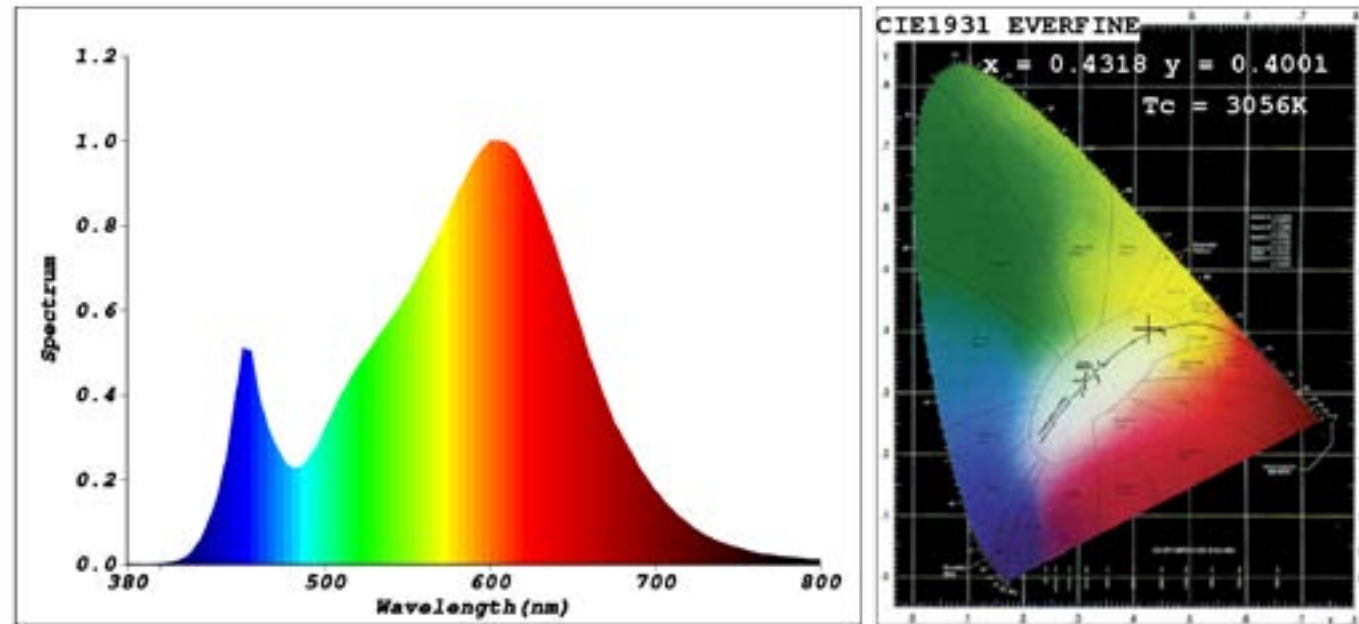
Standards:
BS/EN 60598.2.2, UL 1598

5000LM



MTG-2

SPECTROPHOTOCOLORIMETER TEST REPORT



Colour Parameters

Render Index: Ra = 83.8

Photo Parameters

Flux: up to 850 lm Fe: 2.6354

BLACK LABEL WARRANTY POLICY

When you purchase or specify a Hunza luminaire, you get the benefit of the legendary Hunza reputation for high quality and long life. We back this up with our extended warranty, offering up to 5 years on body components and 5 years on the LED system. When installed and looked after properly Hunza luminaires will last a lifetime so we keep serviceability firmly in mind when designing the components and system construction.

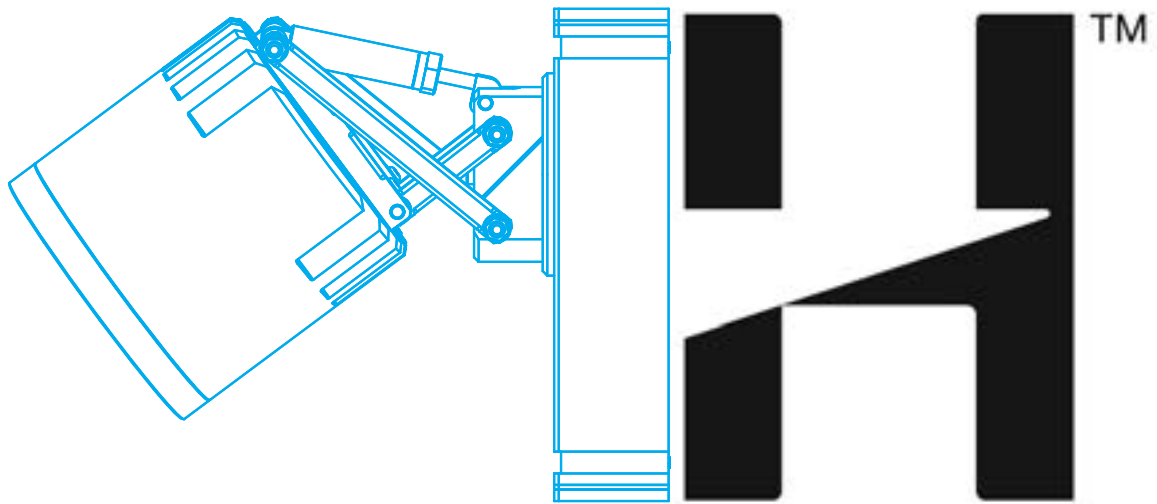
Hunza Five Year Warranty*

All Hunza aluminium luminaires with a UV stable powder-coat finish have a five-year replacement warranty, subject to standard conditions listed below.

LED limited to 5 year warranty.

* Standard Conditions:

1. The environment in which the fixture is to be installed must be considered carefully when selecting the finish. Stainless steel luminaires are recommended for high-risk environments such as near salt water. Aluminium luminaires may not be covered by the full warranty in these situations.
2. Stainless Steel requires regular cleaning with fresh water when installed in salty environments. (Refer to instructions supplied with luminaire)
3. Warranty excludes impact damage, incorrect installation and incorrect re-assembly.
4. Fixtures must be kept properly maintained, including replacement of gaskets and lenses when necessary.
5. Hunza, at its discretion, may replace components or the complete fixture.
6. Hunza warranty is limited to the repair or replacement of products ONLY, labour charges will not be accepted.
7. Hunza will not be liable for any labour charges for any repair or replacement of defective drivers. Drivers have their own manufacturer warranty and any faults will be at the responsibility of the manufacturer.



© 2014 Copyright Hunza Productions Ltd.

NOTE: Specifications may change without notification.

For local distributor details in your country please consult the contacts page of our website.

Designed and Manufactured in New Zealand



Hunza Factory
130 Felton Mathew Avenue
Glen Innes, Auckland 1072
New Zealand
Ph: +64 9 528 9471
Fax: +64 9 528 9361
hunza@hunza.co.nz
www.hunza.co.nz

