

## Cube Pillar Lite PURE LED

PROJECT: \_\_\_\_\_

TYPE: \_\_\_\_\_

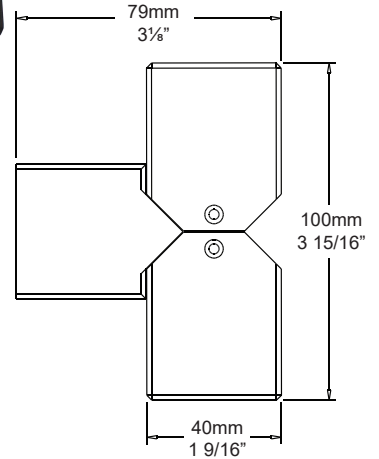
SOURCE: \_\_\_\_\_

NOTES: \_\_\_\_\_

### SPECIFICATIONS PER HEAD



<b>LED Chip</b>	Cree XPG-3 Plug and Play field replaceable LED board
<b>Luminaire Output Per Head</b>	180 Lumens @ 1050mA, delivered from luminaire with unobstructed beam.
<b>Lumens Per Watt</b>	60 Lumens minimum @ 3 watts delivered from luminaire with unobstructed beam.
<b>CRI (3000K)</b>	90+
<b>Colour Temperatures</b>	2700K, 3000K, 4000K, Amber, Blue, Green, Red
<b>Beam Angles</b>	15, 25, 45
<b>Ingress Protection</b>	IP66
<b>Warranty</b>	Electronics = 5 years Body Aluminium = 5 years
<b>Standards</b>	AS/NZS 61046 cUL 1838, 2108 CSA 22.2 No. 250.7, No. 250.0-08, No. 250.0 CE



### PRODUCT CONFIGURATION

Please fill in appropriate codes into boxes provided

Cat. No. CPIL/L

Luminaire	Power	Material/Finish	Beam	Colour	Accessories
<input type="text" value="CPIL/L"/>	<input type="text"/>	<input type="text"/>	<input type="text"/>	<input type="text"/>	<input type="text"/>
S 1050mA CC Input, Series Wired 3W		<b>ALUMINIUM</b> EBK BLACK EBZ BRONZE EOGR OLIVE GREEN EWH WHITE EWB WHITE BIRCH EDG DARK GREY ESTAR SILVER STAR ECT CORTEN	15 15° 25 25° 45 45°	2 2700K 3 3000K 4 4000K A AMBER B BLUE G GREEN R RED	CJK CABLE JOINT KIT DM DUAL MOUNTING FIXED PLATE DMA DUAL MOUNTING ADJUSTABLE PLATE

**SERIES, REMOTE DRIVER REQUIRED:**  
Constant current driver  
Individual fixtures require 6vdc @ 1050mA maximum

ADDITIONAL COMMENTS: \_\_\_\_\_

# LUMINAIRE CONSTRUCTION

**CNC machined from one of the following metals:**

**Aluminium:**

Body: high corrosion resistant 40mm (1½") x 40mm (1½") solid aluminium.

Head: 40mm (1½") x 40mm (1½") high corrosion resistant aluminium with chromate substrate and high UV resistant polyester powder coat.

**Colours:**

Black, Bronze, Silver Star, White, White Birch, Olive Green, Dark Grey, Corten.

**Lens:**

TIR lens with lifetime warranty

**Gaskets:**

Silicone, iron impregnated 220°C (428°F)

**Mounting:**

The luminaire is mounted to the wall using two 5 gauge screws through a mounting disk.

**Luminaire Weight:**

Alum: 0.775kg (1lb 11oz)

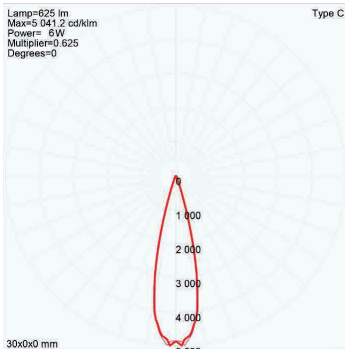
SS: 1.750kg (3lb 14oz)

## ACCESSORIES

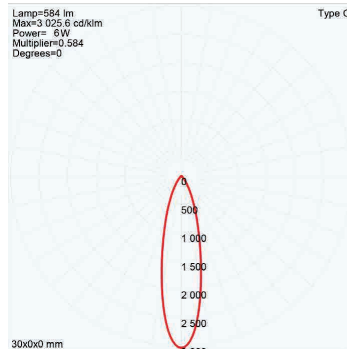
## BEAM ANGLES

High efficiency PMMA TIR lenses. Field replaceable

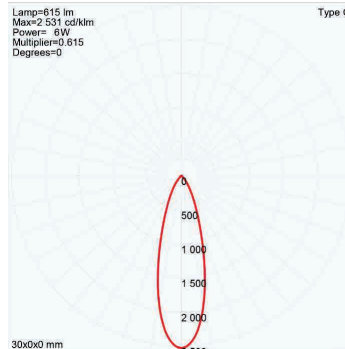
IES files available for download: [hunzalighting.com/downloads](http://hunzalighting.com/downloads)



15° FWHM  
TIR



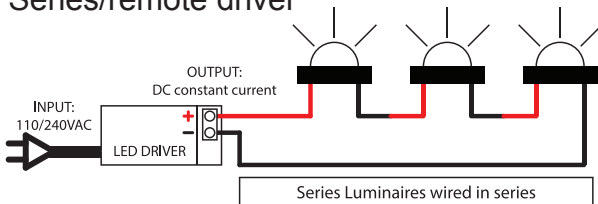
25° FWHM  
TIR



45° FWHM  
TIR

## WIRING GUIDE

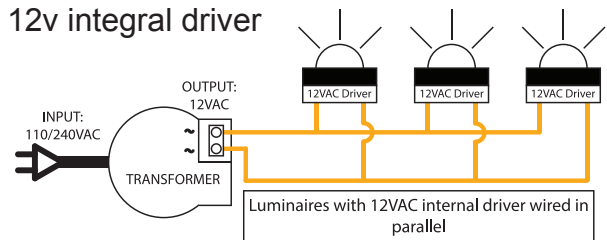
Series/remote driver



Diagrams are a guide only, wire colours and polarity may change depending on fixture and country

Available for download: [hunzalighting.com/downloads](http://hunzalighting.com/downloads)

12v integral driver



Specifications may change without notification

May 2022 V2

**HUNZA**™ PURE OUTDOOR LIGHTING

**HUNZA FACTORY** 130 Felton Mathew Ave  
Saint Johns  
Auckland 1072  
New Zealand

Ph: +64-9-528 9471  
Fax: +64-9-528 9361  
hunza@hunza.co.nz  
www.hunzalighting.com

**INTERNATIONAL CONTACTS:**  
<http://www.hunzalighting.com/contact.php>

This document contains proprietary information of Hunza. Its receipt or possession does not convey any rights to reproduce or disclose its content.