



# SORAA LED MR16 - GU10 BASE

## 7.5W

OUTPUT RANGE: VIVID SERIES	390-455 lumen; CRI-95, R9>90
OUTPUT RANGE: BRILLIANT SERIES	475-525 lumen; CRI-80
BEAM ANGLE RANGE	10°, 25°, 36°, 60°
COLOR TEMPERATURE RANGE	2700K, 3000K, 4000K, 5000K
APPLICATION	Halogen replacement for indoor & outdoor applications

230V



DIM



### POINT SOURCE OPTICS

Exceptional beam control enables unique 10° narrow spot and smooth uniform beams

Single light source, single crisp shadow

### VP<sub>3</sub> VIVID COLOR AND VP<sub>3</sub> NATURAL WHITE

VIVID series provides accurate color rendering across the visible spectrum from 400nm to 700nm, CRI-95, R9>90

Accurate white rendering based on >70% excitation of Optical Brightening Agents with emission between 400nm & 440 nm

### ENERGY EFFICIENCY AND LONG LIFE

85% more energy efficient than standard halogen lamps

Typical payback of one year or less

Rated lifetime of 35,000 hours. Three year warranty

### CERTIFICATIONS

UL Class 2 and non-class 2, CUL, FCC 47 CFR Part 15 and Part 18 (EMI), RoHS

### HIGHLY COMPATIBLE

Narrow spot compatible with Soraa SNAP System accessories

Thermally and geometrically compatible with standard fixtures

Lightweight, similar to halogen lamps

Suitable for fully enclosed fixtures per UL. Can be used with front glass cover

Suitable for damp locations per UL

Works with trailing edge and leading edge phase cut dimmers (see [www.soraa.com/resources](http://www.soraa.com/resources))

### INTENDED USE AND APPLICATIONS

For use in GU10 compatible recessed downlights, track lighting and other indoor and outdoor applications

Soraa lamps are designed to safely shut down in any thermal environment not conducive to minimum airflow or proper ventilation

## GENERAL SPECIFICATIONS

### Form Factor

Width: 49.9mm (1.96")

Height: 53.5mm (2.10")

Weight: 61g

### Operating Temperature

Minimum: -40°C (ambient)

Typical: 75°C - 85°C (base)

Maximum: 95°C (base)

### Electrical

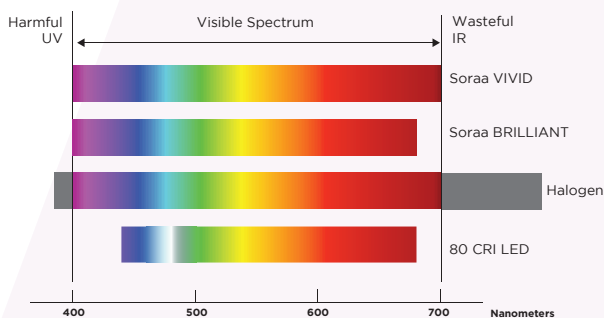
Wattage: 7.5W

Power factor: 0.93

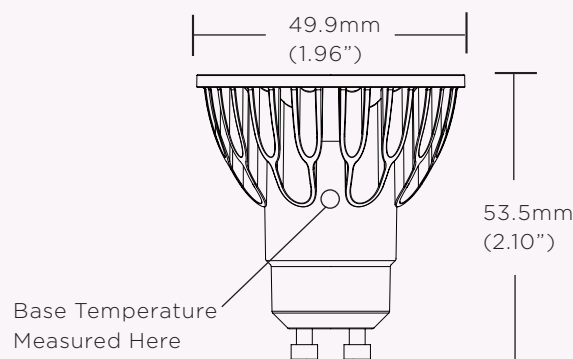
Voltage: 230V +/- 1.2V

Dimmable to < 20%

## COLOR RENDERING



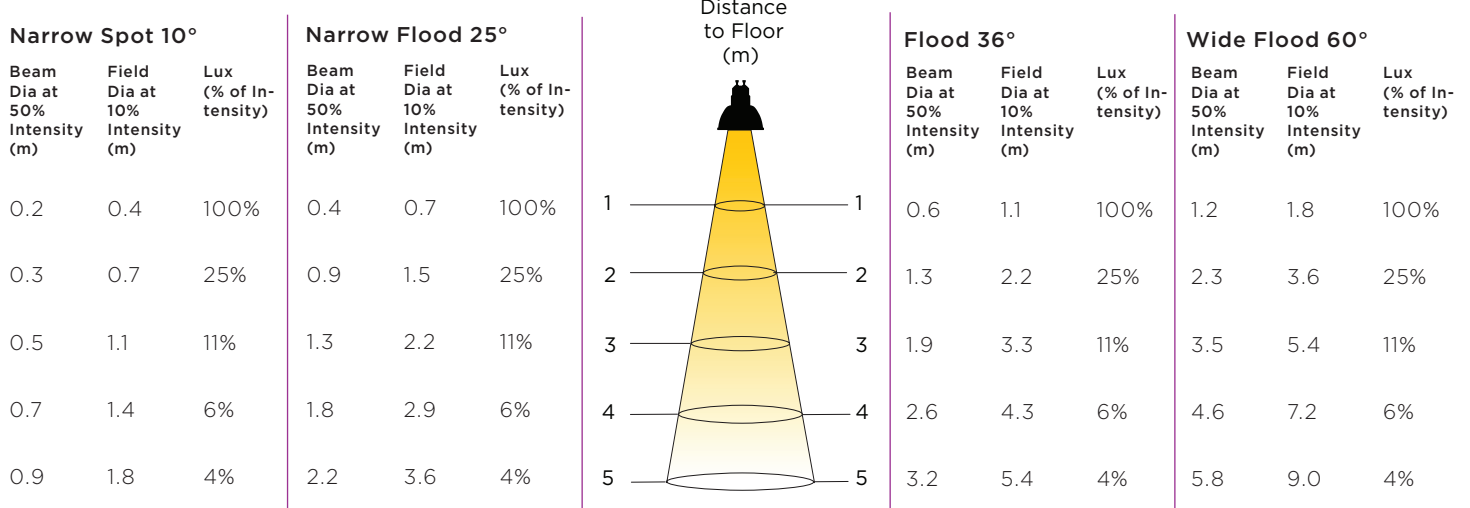
## DIMENSIONS



RoHS

# SORAA LED MR16 - GU10 BASE 7.5W

## BEAM DIAGRAM



## SPECIFICATIONS BY PART NUMBER\*

Model Number	Product Code	CCT (K)	Beam Angle (°)	Field Angle (°)	Peak Intensity	Total Flux (Lm)	Efficacy (Lm/W)	90° Lumens	CRI/R9	White Point (McA)	***EEI
<b>VIVID SERIES: 50W Halogen Equivalent**</b>											
SM16GW-07-10D-927-03-S3 <sup>SNAP</sup>	01075	2700	10	20	5710	390	52	TBD	95 / 95	3	A
SM16GW-07-25D-927-03-S3	01087	2700	25	40	2260	410	55	TBD	95 / 95	3	A
SM16GW-07-36D-927-03-S3	01099	2700	36	57	1070	410	55	TBD	95 / 95	3	A
SM16GW-07-60D-927-03-S3	01585	2700	60	85	440	410	55	TBD	95 / 95	3	A
SM16GW-07-10D-930-03-S3 <sup>SNAP</sup>	01079	3000	10	20	6000	410	55	TBD	95 / 95	3	A
SM16GW-07-25D-930-03-S3	01091	3000	25	40	2400	435	58	TBD	95 / 95	3	A
SM16GW-07-36D-930-03-S3	01103	3000	36	57	1130	435	58	TBD	95 / 95	3	A
SM16GW-07-60D-930-03-S3	01589	3000	60	85	460	435	58	TBD	95 / 95	3	A
SM16GW-07-10D-940-03-S3 <sup>SNAP</sup>	01081	4000	10	20	6290	430	57	TBD	95 / 95	4	A
SM16GW-07-25D-940-03-S3	01093	4000	25	40	2510	455	61	TBD	95 / 95	4	A
SM16GW-07-36D-940-03-S3	01105	4000	36	57	1190	455	61	TBD	95 / 95	4	A
SM16GW-07-60D-940-03-S3	01591	4000	60	85	490	455	61	TBD	95 / 95	4	A
SM16GW-07-10D-950-03-S3 <sup>SNAP</sup>	01083	5000	10	20	6290	430	57	TBD	95 / 90	5	A
SM16GW-07-25D-950-03-S3	01095	5000	25	40	2510	455	61	TBD	95 / 90	5	A
SM16GW-07-36D-950-03-S3	01107	5000	36	57	1190	455	61	TBD	95 / 90	5	A
SM16GW-07-60D-950-03-S3	01593	5000	60	85	490	455	61	TBD	95 / 90	5	A
<b>BRILLIANT SERIES: 65W Halogen Equivalent**</b>											
SM16GW-07-10D-827-03-S3 <sup>SNAP</sup>	01073	2700	10	20	6950	475	63	TBD	80 / >0	3	A
SM16GW-07-25D-827-03-S3	01085	2700	25	40	2760	500	67	TBD	80 / >0	3	A
SM16GW-07-36D-827-03-S3	01097	2700	36	57	1310	500	67	TBD	80 / >0	3	A
SM16GW-07-60D-827-03-S3	01583	2700	60	85	540	500	67	TBD	80 / >0	3	A
SM16GW-07-10D-830-03-S3 <sup>SNAP</sup>	01077	3000	10	20	7320	500	67	TBD	80 / >0	3	A
SM16GW-07-25D-830-03-S3	01089	3000	25	40	2900	525	70	TBD	80 / >0	3	A
SM16GW-07-36D-830-03-S3	01101	3000	36	57	1370	525	70	TBD	80 / >0	3	A
SM16GW-07-60D-830-03-S3	01587	3000	60	85	560	525	70	TBD	80 / >0	3	A

\*Specifications are at stable warm operating conditions (25°C ambient) \*\*Energy Star Minimum \*\*\*Energy Efficiency Index

CCT = Correlated Color Temperature CRI = Color Rendering Index (Ra-8) White Point = White Point Accuracy in McA step

<sup>SNAP</sup>SORAA SNAP System Compatible

## SAFETY NOTE ON HEAT

Although Soraa's lamps operate at cooler temperatures than halogen lamps, it is recommended that gloves be worn when handling bare lamps that have been energized.

Information and specifications subject to change. SM16GW 7W Rev 1 12.09.14

Soraa Inc. Unit 1 Chelshing House, Mead Lane, Hertford, Hertfordshire SG13 7AW, United Kingdom +44 (0)1992 535053 www.soraa.com