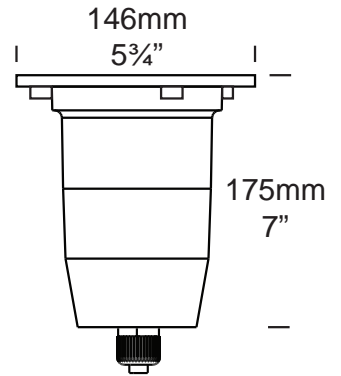


## Cast Solid Bronze Safe Touch™ 50 PURE LED

PROJECT:
TYPE:
SOURCE:
NOTES:

### SPECIFICATIONS IK10 IP68 CE UL US LISTED

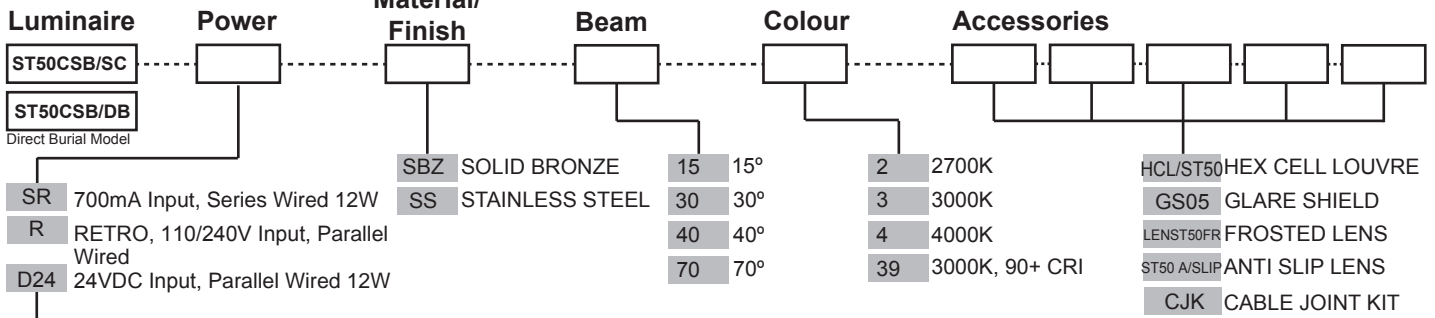
<b>LED Chip</b>	Cree CXA1512 Plug and Play field replaceable LED board
<b>Luminaire Output</b>	1200 Lumens @ 700mA delivered from luminaire with unobstructed beam
<b>Lumens Per Watt</b>	100 Lumens minimum @ 12 watts delivered from luminaire with unobstructed beam
<b>CRI (3000K)</b>	85+ Standard, 90+ Optional
<b>Colour Temperatures</b>	2700K, 3000K, 4000K
<b>Beam Angles</b>	15, 30, 40, 70
<b>Ingress Protection</b>	IP68 <i>*not for use in pool or ponds</i>
<b>Warranty</b>	Electronics = 5 years Body Cast Solid Bronze = 25 years
<b>Standards</b>	AS/NZS 61046, EN60598 cUL 1598 CSA C22.2 No. 250.0



### PRODUCT CONFIGURATION

Please fill in appropriate codes into boxes provided

Cat. No. ST50CSB



#### SERIES REMOTE DRIVER:

Constant current driver (included) individual fixtures require 18vdc @ 700mA maximum. 0-10 volt dimming.

#### RETRO 110/240VAC DRIVER:

Input: 90/305vac, 25 watt total (driver included).  
Output: 18vdc, 700mA 0-10 volt dimming.

#### 24VDC DRIVER:

Input: 24vdc.  
Output: 18vdc @ 700mA constant current (non dimming).  
*Note: not for USA.*

ADDITIONAL COMMENTS:

# LUMINAIRE CONSTRUCTION

**Body:**  
CNC machined sand cast silicon bronze.

**Cable:**  
Water resistant rubber.

**Flanges:**  
CNC machined from either Solid Bronze  
175mm x 6mm (6<sup>7/8</sup>" x 1/4") 316 Stainless  
Steel 175mm x 6mm (6<sup>7/8</sup>" x 1/4").

**Adjustability:**  
The gimbal is fully adjustable, allowing 360°  
rotation and 0-20° elevation.

All fixing are made from 316 Stainless Steel.

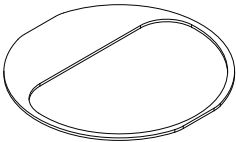
**Step Lens:**  
12mm (1/2") extra clear, low iron, shatter  
resistant glass. Anti Slip option available.  
Lifetime warranty.

**Mounting:**  
The ST50 is available with a spun 316 stainless  
steel mounting canister for casting into the  
ground or concrete.  
Maximum driver over speed is 10kp/h (6mp/h)  
with a maximum load rating of 2000kgs  
(4400lbs).

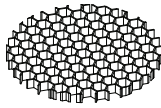
**Gaskets:**  
Silicone, iron impregnated 220°C (428°F).

**Luminaire Weight:**  
3kg (6lb 10oz)

## ACCESSORIES



Glare Shield

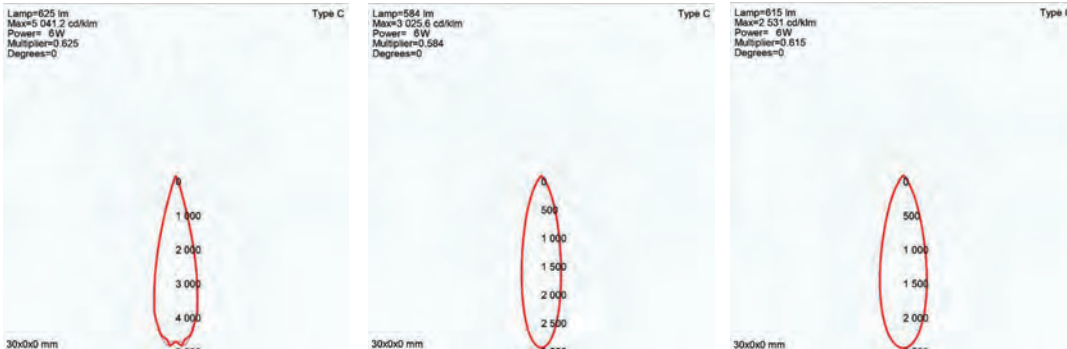


Hex Cell Louvre

## BEAM ANGLES

High efficiency PMMA TIR lenses. Field replaceable

IES files available for download: [hunzalighting.com/downloads](http://hunzalighting.com/downloads)



15° FWHM  
TIR

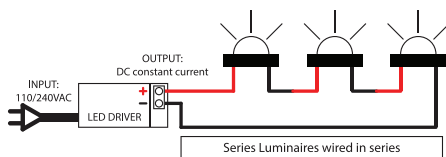
30° FWHM  
TIR

40° FWHM  
TIR

## WIRING GUIDE

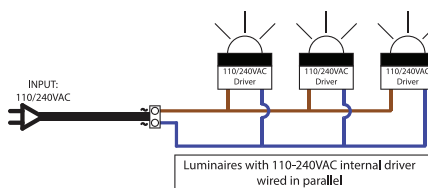
Available for download: [hunzalighting.com/downloads](http://hunzalighting.com/downloads)

### Series/remote driver



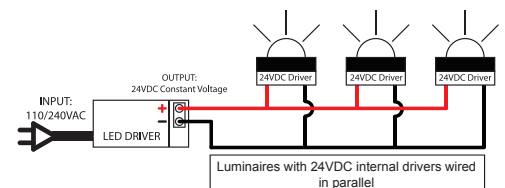
Diagrams are a guide only, wire colours and polarity may change depending on fixture and country

### 110/240v integral driver



Luminaires with 110-240VAC internal driver wired in parallel

### 24vdc integral driver



Luminaires with 24VDC internal drivers wired in parallel