

PROJECT: _____

TYPE: _____

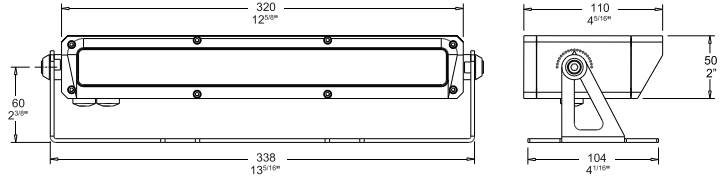
SOURCE: _____

NOTES: _____

SPECIFICATIONS

IP68 CE

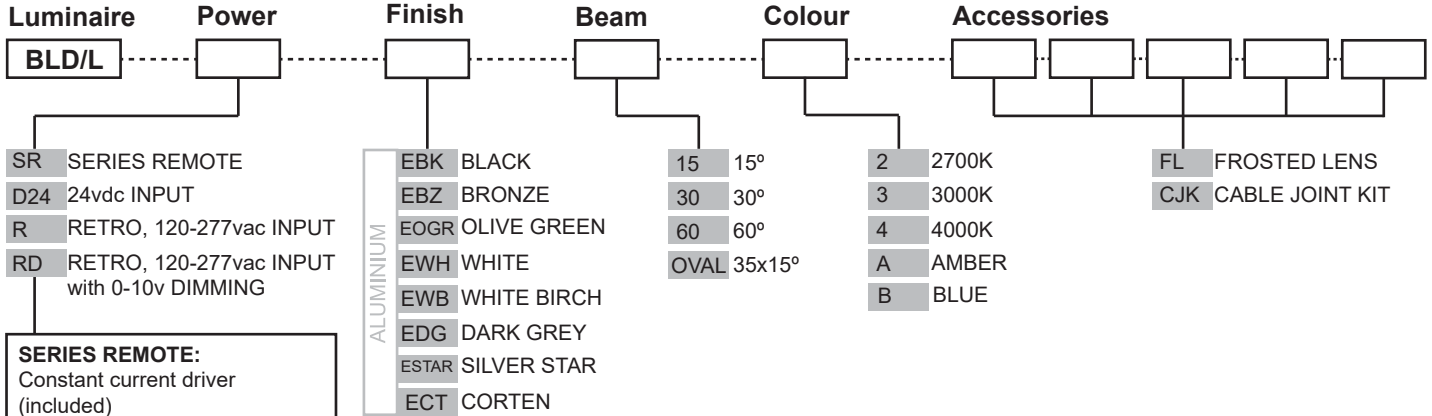
LED Chip	Cree XPG-3 X 12 replaceable linear board
Luminaire Output	2300 Lumens @ 700mA (26 watts), Delivered from Luminaire with 3000K unobstructed beam.
Lumens Per Watt	85 Lumens minimum @ 26 watts, Delivered from Luminaire with 3000K unobstructed beam
CRI (3000K)	90+ Standard
Colour Temperatures	2700K, 3000K, 4000K, Blue, Amber
Beam Angles	15, 30, 60, 35x15
Ingress Protection	IP68 <i>*not for use in pool or ponds</i>
Warranty	Electronics = 5 years Body Aluminium = 5 years
Standards	BS/EN 60598.2.2 CE



PRODUCT CONFIGURATION

Please fill in appropriate codes into boxes provided

Cat. No. BLD/L



SERIES REMOTE:
Constant current driver (included)
Fixture requires 37vdc @ 700mA maximum

24vdc DRIVER:
Constant current driver (included)
Fixture requires 24vdc constant voltage

RETRO & RETRO DIMMING:
110-277vac DRIVER:
Constant current driver (included)
Input: 120,240,277 volts
Output: 30 watts total
37vdc @ 700mA
0-10 volt dimming (RD option)

ADDITIONAL COMMENTS: _____

LUMINAIRE CONSTRUCTION

CNC machined from one of the following metals:

Body - solid high corrosion resistant 50 x 75mm (2 x 3") aluminium bar.
 Finished with chromate substrate, Epoxy layer and a UV resistant polyester powder coat colour.
 Fixings and Brackets - made from 316 Stainless Steel

Step Lens:

10mm (3/8") Extra clear, low iron, shatter resistant glass.
 Lifetime warranty

Gaskets:

Silicone, iron impregnated 220°C (428°F)

Cable:

Water resistant rubber

Mounting:

The mounting bracket is fixed to the surface using stainless screws.

Luminaire Weight:

4kg (9 lbs)

Colours:

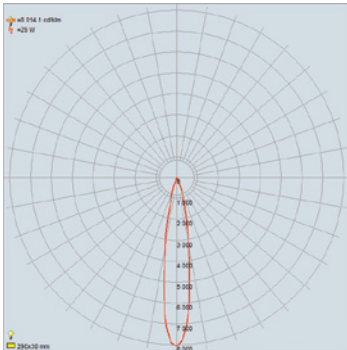
Black, Bronze, Silver Star, White, Birch, Olive Green, Dark Grey, Corten.

ACCESSORIES

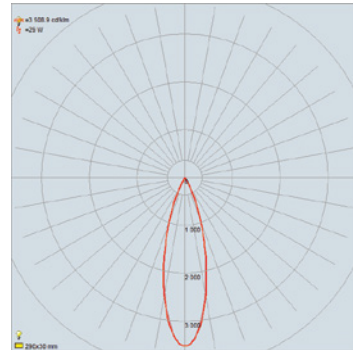
BEAM ANGLES

High efficiency Optics. Field replaceable

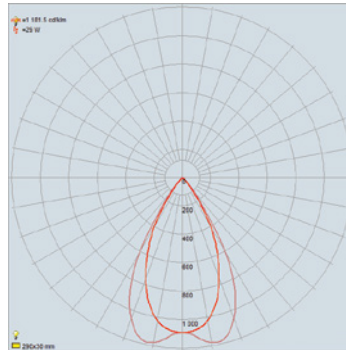
IES files available for download: www.hunzalighting.com/download.php



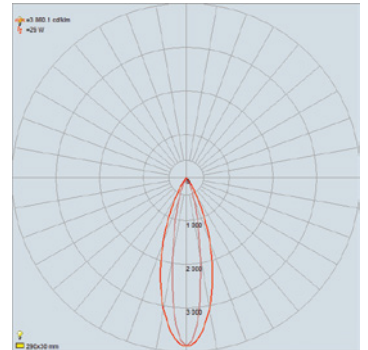
15° FWHM OPTIC



30° FWHM OPTIC



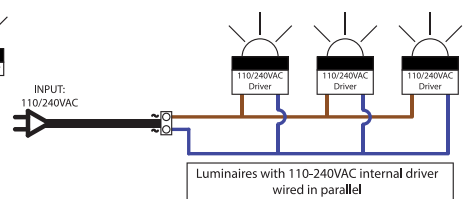
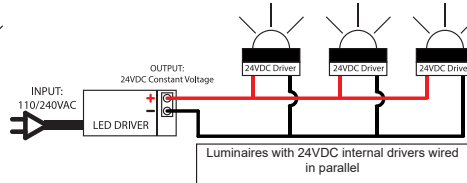
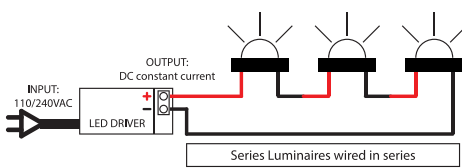
60° FWHM BATWING OPTIC



35 x 15° OVAL FWHM OPTIC

WIRING GUIDE

available for download: www.hunzalighting.com/download.php



Diagrams are a guide only, wire colours and polarity may change depending on fixture and country